





JSMobile - Service Management Portal Branding Materials

Share your materials by sending an email to support@infosysta.com

Item	Info	Example
App Logo	Size: 1024x1024	
Android Notification Logo	Size: 1024x1024	 Click on the icon to view it
Jira Base URL	Your Jira URL that you mainly use to login	https://css.infosysta.com or https://myAtlassian.atlassian.net
Login Background Image	You can share the required image to be shown in the login screen	 ?108i
Login Method Used	You need to determine if you're using an SSO solution or any hybrid login solution other than Jira login	For example, https://css.infosysta.com Other instances might use ADFS, OK login solutions
App Name	The name of the app that will be displayed in the App/Play Store and in the devices	ex: our app name is JSMobile - Ser


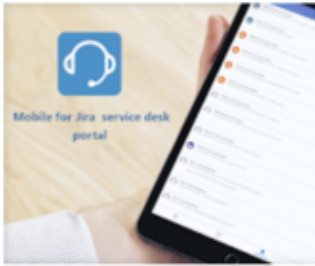
Colours Colour's to be used in the app

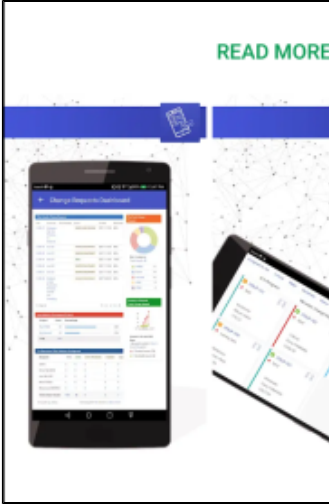


- 1. Primary Light Color.
- 2. Primary Color.
- 3. Primary Dark Color.

Short description It will be displayed in the App/Play stores (80 characters)



<p>Full description</p>	<p>It will be displayed in the App/Play stores (4000 characters)</p>	
<p>Feature Graphic</p>	<p>1024 x 500</p>	<p>It will be displayed on Play Store to fe</p> <p>Feature Graphic * Default – English (United States) 1024 w x 500 h JPG or 24-bit PNG (no alpha)</p> 

<p>Screenshots (Optional)</p> <p>We can provide them if no specific design is required</p>	<p>Screenshots displayed in App and play Stores with the below sizes:</p> <p>For App Store</p> <ul style="list-style-type: none"> 5 images for iPhone 6.5 Display 1242 x 2688 px 5 images for iPhone 5.5 Display 1242 x 2208 px 5 images for iPad Pro (2nd Gen) 12.9 Display 2048 x 2732 px 5 images for iPad Pro (3rd Gen) 12.9 Display 2048 x 2732 px <p>For Play Store</p> <ul style="list-style-type: none"> Upload 2 phone screenshots <p>PNG or JPEG Between 320 px and 3,840 px 16:9 or 9:16 aspect ratio Up to 8 MB per screenshot</p> <ul style="list-style-type: none"> Upload up to 8 7-inch tablet screenshots <p>PNG or JPEG Between 320 px and 3,840 px 16:9 or 9:16 aspect ratio Up to 8 MB per screenshot</p> <ul style="list-style-type: none"> Upload up to 8 10-inch tablet screenshots <p>PNG or JPEG Between 320 px and 3,840 px 16:9 or 9:16 aspect ratio Up to 8 MB per screenshot</p> <ul style="list-style-type: none"> 5 to 8 images with the size: 1440 x 2880 px <p>Note: all sizes displayed as follows (w x h)</p>	
<p>Website</p>	<p>A link that will be added in App and Play Store for the users to navigate to</p>	<p>ex: http://www.infosysta.com</p>
<p>Test Account</p>	<p>This account will be used by Apple to review the app, it can be with limited permissions</p>	<p>ex: username: apple password: 12345678</p>
<p>Support Email</p>	<p>An email that will be used when the user clicks on Contact Support</p>	<p>ex: support@infosysta.com</p>

Developer Account (Optional)

If this is not provided the app will be released through Infosysta's Developer account, where the developer will show as Infosysta on both App & Play Store as shared in the image in the next columns

The developer account is the account where the app will be released through

Apple Developer Account: used to release iOS application



Mobile for JSD Portal 4+

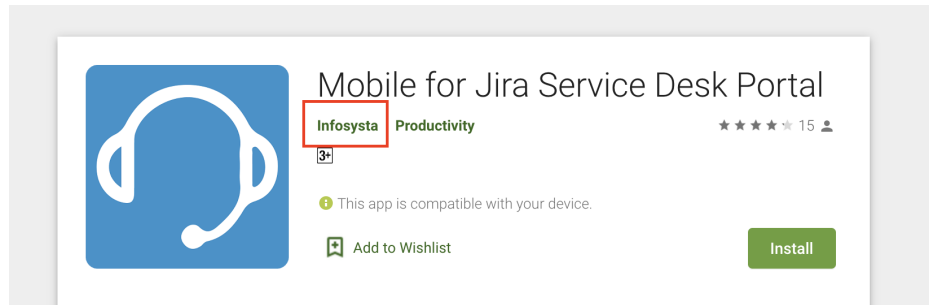
Jira Service Desk Portal

Infosysta DWC LLC

★★★★★ 1.0, 1 Rating

Free

Play Console Account: used to release Android Apps



In case you need to release your App don't have Apple & Google Developer to create one and share App Manager, Apple and Release Manager permissions the following email address: infra@infosysta.com

Answer these questions needed for Apple Review

1. Is your app restricted to users who are part of a single company? This may include users of the company's partners, employees, and contractors.
2. Is your app designed for use by a limited or specific group of companies?
 - If yes, which companies use this app?
 - If not, can any company become a client and utilize this app?
3. What features in the app, if any, are intended for use by the general public?
4. Identify the specific countries or regions where you plan to distribute your app.
5. How do users obtain an account?
6. Is there any paid content in the app? For example, do users pay for opening an account or using certain features in the app?
7. Who pays for the paid content and how do users access it?