


How to Unlink Your Telegram bot

Learn how to stop receiving Telegram messages by separating your Telegram bot from Telegram to Jira Connector.


1. Go to project settings
2. Click on **Link Telegram bot**
3. Click on **Unlink**

Telegram to Jira Connector


The ultimate solution that integrates Jira Service Management with Telegram to create requests from telegram messages



Telegram
Telegram Bot : tes444411bot - 5136772066:AAHI4Z7P_skRflmVNCqxag3bhC_3IHMcmew



Request Type
Name : Get IT help
Description : Get assistance for general IT problems and questions.



Resolution Status
Name : Resolved
Description : A resolution has been taken, and it is awaiting verification by reporter. From here issues are either reopened, or are closed.

Edit

Unlink

To learn how to link your Telegram bot, you can click on this link [here](#).

Related articles

- [How to Link Your Bot in Telegram to Jira Connector](#)
- [How to Unlink Your Telegram bot](#)
- [How to install Telegram to Jira Connector](#)